



# Theatre Virtual Learning

**Acting III & Acting IV**

**Give My Regards to Broadway**

**Date: April 16, 2020**



Lesson: April 16, 2020

**Objective/Learning Target:**

Students will develop a product based off the Broadway musical or play they researched.




# Give My Regards to Broadway

## Let's Get Started / Warm Up Activities:

Broadway Trivia: Let's Test Our Knowledge and Have Some Fun!!!

Click on the following title:

[Can You Name These 19 Broadway Stars From Their Early Playbill Bios?](#)



# Lesson/Activity

BROADWAY.COM


[Broadway.Com](https://www.broadway.com)

## Lesson Steps:

First, review the notes you took from yesterday on the current musical or play on Broadway that you would like to attend.

Today, you will explore this play or musical further by choosing one of the practice projects to complete!





# Practice: Choose one of the following tasks to complete:


## 1. Singing Stupendously!

If you chose, a musical listen to the soundtrack (most songs you can find on youtube) and choose a song you would like to perform. Print out the lyrics, and craft a performance. You can choose to sing or lip sync. But for either choice, take time to think about the meaning of the song. How can you express how the character is feeling?

## 2. Playbill Perfection!

For your play or musical choice develop a Playbill that includes a title page with graphic, a cast list with characters and actors, a crew list with designers and technicians, an “about the story” page, and an “about the director” page.

[Playbill Resource One](#), [Playbill Resource Two](#), [Playbill Resource Three](#)



Just for FUN...  
which shows do  
you think should  
be nominated for  
Tony Awards this  
year?

